



**felton**  
design & build

Felton FX Design & Build Brochure  
Printed October 2008

**Note:** Products may differ slightly from literature and illustrations.  
Feltonmix reserves the right to incorporate product improvements without prior notice.

# Design & Build

The FX Architectural built-to-order range has been developed by Felton as an alternative to mass manufactured items. More than just products, it is an exclusive design and build service created for architects, designers and homeowners looking to create unique living spaces and an extraordinary showering experience.

Since its launch at the Frankfurt ISH Fair in 2005, FX Architectural products have been specified by architects and designers for a number of NZ, Australia and Pacific Island projects. Designed and made in New Zealand, the range includes walk-in shower spaces, towel warmers, freestanding shower towers, wall mounted shower units, bath spouts and more.

FX Architectural products can be altered in size and configuration of fittings to suit your requirements. All products within this collection are formed of tough, enduring stainless steel. Marine grade stainless steel is used for FX Architectural shower towers to ensure corrosion resistance for outdoor use by the pool or beach.

Don't be limited by the models featured in this brochure – these are intended for your inspiration only – the range offers an opportunity for you to create one-of-a-kind, unique designs, even in single quantities.

Call us on +61 0 433 704 828 (Australia) +64 9 528 0810 (New Zealand & International) or to talk about your specific requirements.

The Felton design team look forward to working with you on your next project.





## Private residence, Takapuna

'An outdoor shower is a necessity for sandy feet, muddy dogs and to rinse off for the pool. The FX Architectural shower tower meets all these needs and the strong architectural lines match our new home perfectly. Friends are amazed to see such fabulous design tucked around the back of the house. We love it!'

– Homeowner





## Designer's residence, Waiheke Island

'Having just built a truly out of the ordinary home incorporating extreme finishes galore, I searched for bathroom fittings that would contrast the roughness of the staggered block wall construction. I explored various imported options but found Felton extremely helpful and accommodating in customising a unit to suit the circumstance. The shower tower is sophisticated and smart while being dead practical and a joy to use.'

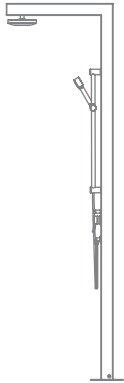
– Neil McLachlan, Interior Designer

## FX1 Overhead Shower Tower

Free standing towers with overhead fittings. Marine grade 316 stainless steel for indoor or outdoor use by the pool or beach.

### Product Options

- With rain head and slide shower
- 2.2m or 2.3m high
- Brushed or bright polished finish



- With rain head and body jets
- 2.2m or 2.3m high
- Brushed or bright polished finish



## FX2 Basic Shower Tower

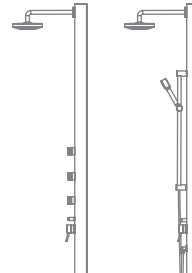
Free standing straight, basic towers. Marine grade 316 stainless steel for indoor or outdoor use by the pool or beach.

### Product Options

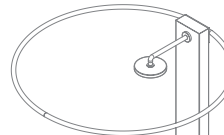
- With fixed rose and body jets
- 2m or 2.3m high
- Brushed or bright polished finish



- With rain head and body jets or rain head and slide shower, 2m or 2.3m high
- Brushed or bright polished finish



- 'Halo' tower, available with or without shower curtain
- Brushed or bright polished finish



## FX3 Wall Mounted Shower Unit

Recessed or front of wall. 304 stainless steel.

### Product Concepts

- Front of wall, with rounded corners
- Brushed or bright polished finish



- Front of wall, with square corners
- Brushed or bright polished finish



- Recessed
- Brushed or bright polished finish

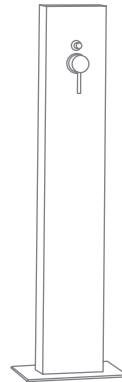


## FX4 Mixer Pedestal

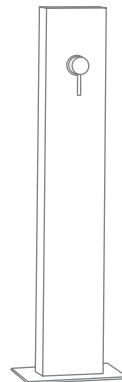
Allows floor plumbing where walls not available or desired. 304 stainless steel.

### Product Concepts

- With shower/bath 2 way diverter mixer
- Brushed or bright polished finish



- With standard shower mixer
- Brushed or bright polished finish

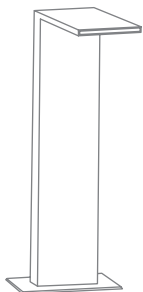


## FX5 Bath Spout

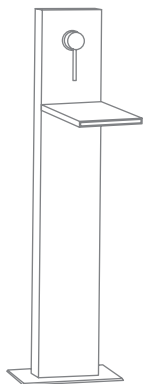
Floor mounted bath spouts, with or without mixers.  
304 stainless steel.

### Product Concepts

- Bath spout
- Brushed or bright polished finish
- Specify height and spout length



- Bath mixer
- Brushed or bright polished finish
- Specify height and spout length



## FX6 Bath Filler/Shower Combo

Floor or wall mounted, combining bath spout and shower.  
304 stainless steel.

### Product Concepts

- Floor mounted overhead tower with rain head and bath spout
- Brushed or bright polished finish



- Wall mounted 'curvy' shower unit with fixed rose and bath spout
- Brushed or bright polished finish



- Floor mounted basic tower with fixed rose and bath spout
- Brushed or bright polished finish



- Wall mounted basic shower unit with fixed rose and bath spout
- Brushed or bright polished finish

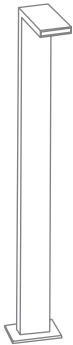


## FX7 Basin Filler

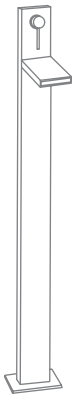
Floor mounted, with or without mixers. 304 stainless steel.

### Product Concepts

- Basin spout
- Brushed or bright polished finish
- Specify height and spout length

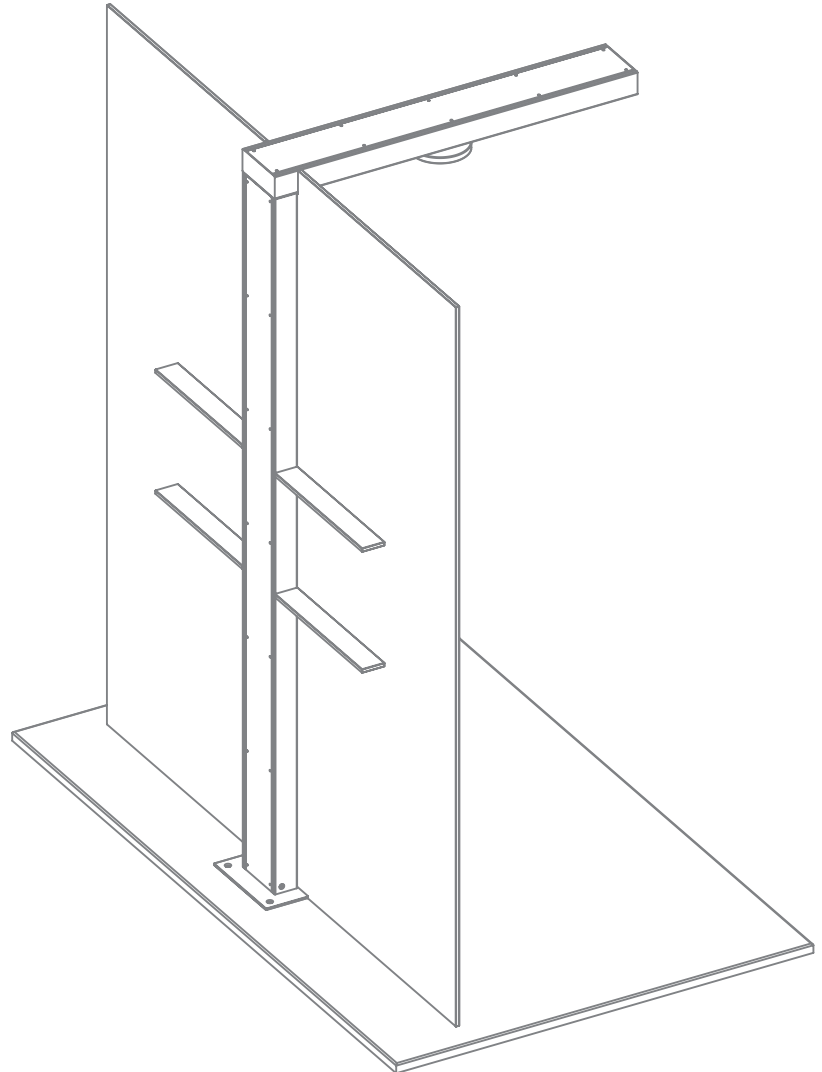


- Basin mixer
- Brushed or bright polished finish
- Specify height and spout length



## FX8 ShowerSpace™

Ideal for creating a spacious, open feel in tiled bathrooms, the ShowerSpace™ is a walk-in shower integrating a shower tower with your choice of fittings, soft ambience downlights and 12mm tempered safety glass panels. Shelves optional extra.





## Private residence, Bucklands Beach

Beachfront property featuring a large FX8 ShowerSpace™ walk-in shower, and FX9 Tree™ towel warmer. This model of ShowerSpace™ features a shower tower in brushed stainless steel with a 2 metre wide glass panel.



## ShowerSpace™ Details

As shown on the right: Safety extra low voltage LED downlights, rain head, body jets and diverter mixer. Diverter mixer allows user to switch between rain head and body jets.

All fittings are pre-plumbed into the ShowerSpace™.



# FX9 Tree™ Towel Warmer

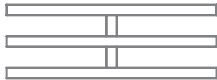
12 volt, safety extra low voltage – safe for wet areas. Fixing to the wall is concealed within a central trunk, so there is no requirement for wall studs to be especially spaced. 304 stainless steel, available in brushed or bright polished (chrome-like) finish.

## Product Options

- 1 bar (21 watts +/- 5%)
- Can be used as a single bar
- Or stacked to create multiple bars (see image on right hand page)
- Brushed or bright polished finish
- 1000mm W x 50mm H x 80mm D




- 3 bar (63 watts +/- 5%)
- Brushed or bright polished finish
- 1000mm W x 352mm H x 100mm D




## Product Options

- 6 bar (126 watts +/- 5%)
- Brushed or bright polished finish
- 1000mm W x 805mm H x 100mm D



- 9 bar (189 watts +/- 5%)
- Brushed or bright polished finish
- 1000mm W x 1257mm H x 100mm D









## Tree™ Towel Warmers

The sculptural yet functional Tree™ provides ample space for a supply of warm, fluffy towels on either side of its branches. Unlike most other towel rails which require users to lift the towel over the rail and lower it in place, the Tree™ allows users to slip towels in on either side in an easier sideways movement.

Its 12V, extra safety low voltage feature means that it is safe even for wet areas, and eliminates restrictions on where it can be placed. Another feature is its 'cool-touch' quality – the combination of large surface areas and heavy gauge stainless steel means that the branches of the Tree™ only heat up when towels are placed over it, reducing the risk of scalding.

The elements for the Tree™ have been engineered with minimal wattage yet maximum drying effect, ensuring energy conservation.

## Volo Complementary Accessories



Features 2 easy fixing options – regular screw fixing or the Felton Glu™ system for ceramic tiles or glass.

The Felton Glu™ system saves time as there is no need to drill into ceramic tiles or glass or locate timber behind the wall for fixing. This means that it eliminates damage to ceramic tiles and there is no risk of waterproofing issues.

The Felton Glu™ system installs and removes easily and can hold up to 120kg of perpendicular force.

Lifetime warranty. Available in brushed or bright polished 304 stainless steel.



## Where to purchase and view in Australia

### The FX Architectural range can be viewed at:

Sydney Home Ideas Centre  
61–63 O’Riordan Street, Alexandria,  
Sydney, Australia.  
Phone: +61 2 9304 4900

### The range can be purchased through:

Heelguard Grating Pty Ltd  
PO BOX 3153  
Caboolture Qld 4510  
Australia

Phone: 02 9810 1217  
Mobile: 0433 704 828  
Fax: 02 9810 6795

Email: [wayne@heelguard.com.au](mailto:wayne@heelguard.com.au)  
Web: [www.heelguard.com.au](http://www.heelguard.com.au)



## Australia

**Heelguard Grating Pty Limited**

PO Box 3153, Caboolture,  
QLD 4510, Australia

**Phone** 02 9810 1217  
**Fax** 02 9810 6795  
**Mobile** 0433 704 828

**Email** [wayne@heelguard.com.au](mailto:wayne@heelguard.com.au)  
**Web** [www.heelguard.com.au](http://www.heelguard.com.au)

## New Zealand & International

**Felton Industries Limited**

PO Box 18100, Glen Innes,  
Auckland 1743, NZ

8 Farmhouse Lane,  
Glen Innes,  
Auckland 1072, NZ

**Phone** +64 9 528 0810  
**Fax** +64 9 521 1646

**Email** [sales@felton.co.nz](mailto:sales@felton.co.nz)  
**Web** [www.felton.co.nz](http://www.felton.co.nz)