



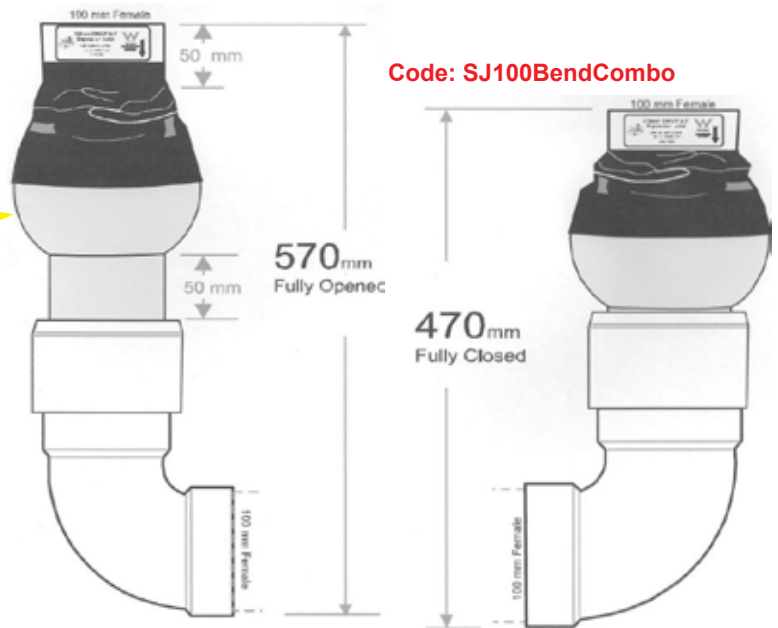
Storm Plastics

MANUFACTURERS OF SPECIALISED PVC PLUMBING PRODUCTS
www.stormplastics.com.au

NATIONAL PRODUCT GUIDE

The Most Flexible of all Swivels in the Market
The New Range of Swivel Expansion Combo Joints feature **100mm Movement Capacity** to accommodate soil movement in M to E Class Soils as per AS 2870 Flexible Joint Requirements.

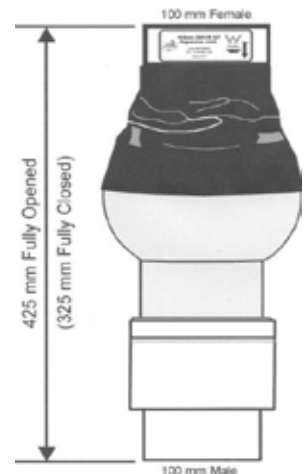
**NEW 100 mm
Movement
DWV Swivel
Combo Joint**



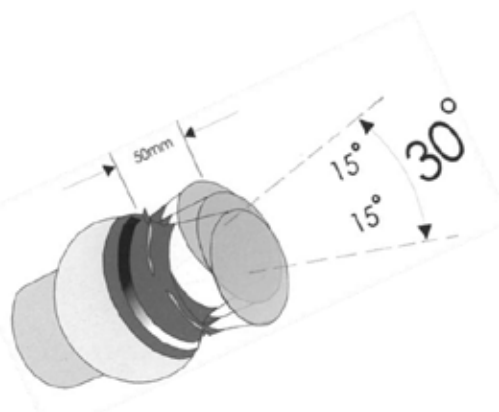
Code: SJ100ExpComboFM
Code: SJ100ExpComboFF



100mm



Available with male spigot at base of fitting to glue directly into Junctions & Bends to reduce overall height!



Original Swivel Joint with 50mm Movement, Capable of 360° Rotation & +/- 15° Angular Deflection.

Storm Plastics PVC Swivel and Expansion Joints, the original drainage system for reactive soils and differential soil movement, have been in service since 1993 and continue to be the preferred system. Storm Plastics Products.....no hassles, no leaks or fractures, expert installation advice and outstanding stock availability.

www.stormplastics.com.au

INDEX FOR MAJOR PRODUCTS

Silt Trap Buckets	Page 1
Downpipe Adaptors	Page 2
Expansion Joints, Expansion Bends & Expansion Couplings	Page 3 - 7
Floor Flanges & Saddle Junctions	Page 8 & 13
Houseboat Grease/Solids Traps & accessories	Page 8
Silt Traps (PVC & HDPE), Plaster Traps & accessories	Page 9 - 11
Swivel Expansion Joints	Page 12 - 13
Stormwater Expansion Joints & accessories	Page 13



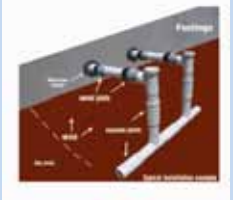
BEP
















Storm Plastics (SA) Pty Ltd

4 Dunorlan Road
 EDWARDSTOWN SA 5039
 Ph: 08 83743277 Fax: 08 8374 3279
 Email: info@stormplastics.com.au
 www.stormplastics.com.au











Product Photo	Product Code	Product Description
	AD759095	75mm x 90mm x 95mm Adaptors Fabricated PVC
	B15010	150mm Silt Trap Bucket with 10mm holes PVC
	B1503	150mm Silt Trap Bucket with 3mm holes PVC
	B1505	150mm Silt Trap Bucket with 5mm holes PVC
	B150SS1.5	150mm Stainless Steel Bucket with 1.5mm holes to suit 150mm PVC Silt Trap
	B160SS1.5HDPE	160mm Stainless Steel Bucket with 1.5mm holes to suit 160mm HDPE Silt Trap
	B22510	225mm Silt Trap Bucket with 10mm holes PVC
	B22510L	225mm Silt Trap Bucket PVC. Longer than Standard Bucket with 10mm holes & made to length as per customer's requirements
	B2253	225mm Silt Trap Bucket with 3mm holes PVC
	B2253L	225mm Silt Trap Bucket PVC, Longer than Standard Bucket with 3mm holes & made to length as per customer's requirements
	B2255	225mm Silt Trap Bucket with 5mm holes PVC
	B225SS1.5	225mm Silt Trap Bucket Stainless Steel with 1.5mm holes to suit 225mm PVC Silt Trap
	B250SS1.5HDPE	250mm Silt Trap Bucket Stainless Steel with 1.5 mm holes to suit HDPE Silt Trap











*Note: For all Expansion and Swivel Joints: FF = Female socket to Female socket FM = Female socket to Male pipe size MF = Male pipe size to Female socket MM = Male pipe size to Male pipe size

Product Photo	Product Code	Product Description
	DP100100100	100mm x 100mm x 100mm Downpipe Adaptor PVC
	DP10012595	100mm x 125mm x 95mm Downpipe Adaptor PVC
	DP100130	100mm x 130mm Round Downpipe Adaptor x 200mm Long PVC
	DP10072127	100mm x 72mm x 127mm Downpipe Adaptor PVC
	DP10075155	100mm x 75mm x 155mm Downpipe Adaptor PVC
	DP10080100FB	100mm x 80mm x 100mm Flat Back Downpipe Adaptor PVC
	DP10085100	100mm x 85mm x 100mm Downpipe Adaptor PVC
	DP150100230	150mm x 100mm x 230mm Downpipe Adaptor PVC
	DP150105155	150mm x 105mm x 155mm Downpipe Adaptor PVC
	DP150105185	150mm x 105mm x 185mm Downpipe Adaptor PVC
	DP150105205	150mm x 105mm x 205mm Downpipe Adaptor PVC
	DP150115230	150mm x 115mm x 230mm Downpipe Adaptor PVC
	DP150115270	150mm x 115mm x 270mm Downpipe Adaptor PVC
	DP150125125	150mm x 125mm x 125mm Downpipe Adaptor PVC
	DP150125175	150mm x 125mm x 175mm Downpipe Adaptor PVC
	DP150150150	150mm x 150mm x 150mm Downpipe Adaptor PVC
	DP150395165	150mm x 395mm x 165mm Fabricated Downpipe Adaptor PVC
	DP15080230	150mm x 80mm x 230mm Fabricated Downpipe Adaptor PVC
	DP200100100	200mm x 100mm x 100mm Fabricated Down Pipe Adaptor PVC
	DP225205205	225mm x 205mm x 205mm Downpipe Adaptor PVC - With Socket opposite end
	DP225305150	225mm x 305mm x 150mm Downpipe Adaptor PVC
	DP907070	90mm x 70mm x 70mm Downpipe Adaptor PVC
	DP908585	90mm x 85mm x 85mm Downpipe Adaptor PVC

*Note: For all Expansion and Swivel Joints: FF = Female socket to Female socket FM = Female socket to Male pipe size MF = Male pipe size to Female socket MM = Male pipe size to Male pipe size

Product Photo	Product Code	Product Description
	DSJ/EXTEJ100	100mm DWV F&M Double Swivel Joint/Extended Expansion Joint PVC. Allows +/- 15° rotation either end. Made to order as per customer's requirements
	DW100100FF	100mm DWV F&F Expansion Joint PVC. Allows approximately 100mm movement. Fitting measures 365mm open 265mm closed
	DW100100FM	100mm DWV F&M Expansion Joint PVC. Allows approximately 100mm movement. Fitting measures 365mm open 265mm closed
	DW100100MF	100mm DWV M&F Expansion Joint PVC. Allows approximately 100mm movement. Fitting measures 365mm open 265mm closed
	DW100100MM	100mm DWV M&M Expansion Joint PVC. Allows approximately 100mm movement. Fitting measures 365mm open 265mm closed
	DW100100SST	100mm DWV M&F Special Short Taped Expanda Joint PVC (Taped with Expanda Tape). Allows approximately 100mm movement. Fitting measures 370mm open 270mm
	DW100150	100mm DWV M&F Expanda Joint PVC. Allows approximately 150mm movement. Fitting measures 470mm open 320mm closed
	DW100150C	100mm DWV F&F Expanda Coupling PVC HDPE Compatible. Fitting measures 265mm. Allows approximately 150mm movement










*Note: For all Expansion and Swivel Joints: FF = Female socket to Female socket FM = Female socket to Male pipe size MF = Male pipe size to Female socket MM = Male pipe size to Male pipe size

Product Photo	Product Code	Product Description
	DW100150FF	100mm DWV F&F Expansion Joint PVC. Allows approximately 150mm movement. Fitting measures 455mm open 305mm closed
	DW100150FM	100mm DWV F&M Expansion Joint PVC. Allows approximately 150mm movement. Fitting measures 455mm open 305mm closed
	DW100150MM	100mm DWV M&M Expansion Joint PVC. Allows approximately 150mm movement. Fitting measures 460mm open 310mm closed
	DW100150T	100mm DWV M&F Expanda Joint Taped PVC (Taped with Expanda Tape). Allows approximately 150mm movement Fitting measures 380mm
	DW100220FF	100mm DWV F&F Expansion Joint PVC. Allows approximately 220mm movement. Fitting measures 595mm open 375mm closed
	DW100220FM	100mm DWV F&M Expansion Joint PVC. Allows approximately 220mm movement. Fitting measures 595mm open 375mm closed
	DW100220MF	100mm DWV M&F Expansion Joint PVC. Allows approximately 220mm movement. Fitting measures 595mm open 375mm closed
	DW100220MM	100mm DWV M&M Expansion Joint PVC. Allows approximately 220mm movement. Fitting measures 595mm open 375mm closed
	DW100280	100mm DWV M&F Fabricated Extended Expansion Joint PVC. Allows approximately 280mm movement. Fitting measures 720mm open 440mm closed
	DW100280T	100mm DWV M&F Fabricated Extended Expansion Joint Taped PVC. (Taped with Expanda Tape). Allows approximately 280mm movement Fitting measures 580mm

*Note: For all Expansion and Swivel Joints: FF = Female socket to Female socket FM = Female socket to Male pipe size MF = Male pipe size to Female socket MM = Male pipe size to Male pipe size

Product Photo	Product Code	Product Description
	DW10045150	100mm x 45° DWV F&F Fabricated Expansion Bend PVC. Allows approximately 150mm movement. Top to Invert 300mm
	DW10045230	100mm x 45° DWV F&F Fabricated Expansion Bend PVC. Allows approximately 230mm movement. Top to Invert 390mm
	DW10050FF	100mm DWV F&F Expansion Joint PVC. Allows approximately 50mm movement. Fitting measures 270mm open 220mm closed
	DW10050FM	100mm DWV F&M Expansion Joint PVC. Allows approximately 50mm movement. Fitting measures 270mm open 220mm closed
	DW10050MF	100mm DWV M&F Expansion Joint PVC. Allows approximately 50mm movement. Fitting measures 270mm open 220mm closed
	DW10050MFT	100mm DWV M&F Expansion Joint PVC (Taped with Expanda Tape). Allows approximately 50mm movement. Fitting measures 270mm open 220mm closed
	DW10050MM	100mm DWV M&M Expansion Joint PVC. Allows approximately 50mm movement. Fitting measures 270mm open 220mm closed
	DW10090150	100mm x 90° DWV F&F Fabricated Expansion Bend PVC. Allows approximately 150mm movement. Top to Invert 330mm
	DW10090230	100mm x 90° DWV F&F Fabricated Expansion Bend PVC. Allows approximately 230mm movement. Top to Invert 420mm














*Note: For all Expansion and Swivel Joints: FF = Female socket to Female socket FM = Female socket to Male pipe size MF = Male pipe size to Female socket MM = Male pipe size to Male pipe size

Product Photo	Product Code	Product Description
	DW150240	150mm DWV M&F Fabricated Expansion/Repair Joint PVC. Allows approximately 240mm movement. Fitting measures 790mm open 550mm closed
	DW15045240	150mm x 45° DWV F&F Fabricated Expansion Bend PVC. Allows approximately 240mm movement. Top to Invert 470mm
	DW15060	150mm DWV M&F Short Expansion Joint PVC (Taped with Expanda Tape). Allows approximately 60mm movement. Fitting measures 315mm
	DW15090240	150mm x 90° DWV F&F Fabricated Expansion Bend PVC. Allows approximately 240mm movement. Top to Invert 520mm
	DW4080	40mm DWV M&F Fabricated Expansion Repair Joint PVC. Allows approximately 80mm movement. Fitting measures 290mm open 210mm closed
	DW5080	50mm DWV M&F Fabricated Expansion/Repair Joint PVC. Allows approximately 80mm movement. Fitting measures 310mm open 230mm closed
	DW50EXTEJ	50mm DWV M&F Fabricated Extended Expansion/Repair Joint PVC. Allows approximately 250mm movement. Fitting measures 640mm open 390mm closed
	DW65120	65mm DWV M&F Fabricated Expansion/Repair Joint PVC. Allows approximately 120mm movement. Fitting measures 395mm open 275mm closed
	DW80150	80mm DWV M&F Fabricated Expansion/Repair Joint PVC. Allows approximately 150mm movement. Fitting measures 515mm open 365mm closed

*Note: For all Expansion and Swivel Joints: FF = Female socket to Female socket FM = Female socket to Male pipe size MF = Male pipe size to Female socket MM = Male pipe size to Male pipe size

Product Photo	Product Code	Product Description
	DWC225210	225mm DWV F&F Expansion Coupling PVC. Rubber ring one end, solvent weld joint on other end. Measures 390mm long. Allows approximately 210mm movement
	DWEJ225210	225mm DWV F&F Expansion Joint PVC. Allows approximately 210mm movement. Measures 750mm open 540mm closed
	DWER225345	225mm DWV F&F Expansion/Repair Joint PVC. Allows approximately 345mm movement. Fitting measures 1015mm open 670mm closed
	DWS225150	225mm DWV F&F Slip Coupling PVC. Rubber ring either end. Measures 270mm long. Allows approximately 150mm movement
	DWS300150	300mm DWV F&F Slip Coupling PVC. Rubber ring either end. Measures 240mm long. Allows approximately 150mm movement
	DWS375150	375mm DWV F&F Slip Coupling PVC. Rubber ring either end. Measures 240mm long. Allows approximately 150mm movement
	DWSA150	150mm DWV Fabricated Slab Adaptor PVC. Fitting measures approximately 250mm.
	EL12512	Expanda Lube 125ml Lubricant particularly suitable for installation of rubber ring joints in stacks & drains
	ET10440	Expanda Tape Pack (10 strips/pack). 440mm x 75mm Denso tape impregnated with copper sulphate crystals on clear plumbers joining tape
	ET12440	Expanda Tape Pack (12 strips/pack). 440mm x 75mm Denso tape impregnated with copper sulphate crystals on clear plumbers joining tape
	EXTEJ100	100mm DWV M&F Extended Expansion Joint PVC. Allows various lengths of movement up to 500mm. Made to order as per customer's requirements

*Note: For all Expansion and Swivel Joints: FF = Female socket to Female socket FM = Female socket to Male pipe size MF = Male pipe size to Female socket MM = Male pipe size to Male pipe size

Product Photo	Product Code	Product Description
	FF100	100mm Floor Flange PVC
	FF40	40mm Floor Flange PVC
	FF50	50mm Floor Flange PVC
	FF65	65mm Floor Flange PVC
	FF80	80mm Floor Flange PVC
	FRC225/30015045	225mm/300mm FRC Pipe x 150mm PVC Pipe x 45° Stormwater Saddle Junction
	FRC225/30015090	225mm/300mm FRC Pipe x 150mm PVC Pipe x 90° Stormwater Saddle Junction
	FRC225/30022590	225mm/300mm FRC Pipe x 225mm PVC Pipe x 90° Stormwater Saddle Junction
	FRC300/37515090	300mm/375mm FRC Pipe x 150mm PVC Pipe x 90° Stormwater Saddle Junction
	FRC375/45015045	375mm/450mm FRC Pipe x 150mm PVC Pipe x 45° Stormwater Saddle Junction
	FRC375/45015090	375mm/450mm FRC Pipe x 150mm PVC Pipe x 90° Stormwater Saddle Junction
	FRC375/45022545	375mm/450mm FRC Pipe x 225mm PVC Pipe x 45° Stormwater Saddle Junction
	FRC525/60015045	525mm/600mm FRC Pipe x 150mm PVC Pipe x 45° Stormwater Saddle Junction
	FRC525/60015090	525mm/600mm FRC Pipe x 150mm PVC Pipe x 90° Stormwater Saddle Junction
	HB50Plug&Washer	Houseboat 50mm Plug & Washer
	HB50PWFB	Houseboat 50mm Plug & Washer Filter Bucket with 3mm holes Manufactured to fit inside a standard 50mm Plug & Washer Sink & Shower Waste Outlet
	HBGSTUS100	Houseboat 100mm Grease/Solids Trap Under Sink complete with screw-on Lid PVC Solids Strainer Bucket with 4mm holes & threaded coupling on outlet for ease of removal for maintenance cleaning. Item Measures: 405mm x 215mm x 210mm Capacity: 1.75 litres
	HBGSTUS150	Houseboat 150mm Grease/Solids Trap Under Sink complete with screw-on Lid PVC Solids Strainer Bucket with 4mm holes & threaded coupling on outlet for ease of removal for maintenance cleaning. Item Measures: 495mm x 310mm x 275mm Capacity: 4.5 litres
	HBSilt Trap	Houseboat Shower & Basin Silt Trap 150mm available with Bolted or Screw Lid & 4mm hole bucket. Manufactured to customer's required height up to 500mm PVC
	HBUSS40	Houseboat 40mm Under Sink Strainer with 3mm holes & screw on Cap for maintenance cleaning, PVC
	HBUSS50	Houseboat 50mm Under Sink Strainer with 3mm holes & screw on Cap for maintenance cleaning, PVC














*Note: For all Expansion and Swivel Joints: FF = Female socket to Female socket FM = Female socket to Male pipe size MF = Male pipe size to Female socket MM = Male pipe size to Male pipe size

Product Photo	Product Code	Product Description
	HST000	'Fabricated Hot Water Heater Safe Tray. With or without Outlet. Made to order from flat PVC Sheet
	HST455	Fabricated Hot Water Heater Safe Tray. Square 455mm I/D 465mm O/D Made from flat PVC Sheet
	HST455O	Fabricated Hot Water Heater Safe Tray WITH OUTLET. Square 455mm I/D 465mm O/D Made from flat PVC Sheet
	L1502SS	150mm Silt Trap Lid 316 Stainless Steel 2mm Light Duty O/D 214mm
	L2252	225mm Silt Trap Lid 2mm Light Duty Galv O/D 273.5mm
	L2252SS	225mm Silt Trap Lid Stainless Steel 2mm Light Duty O/D 273.5mm
	L2256SS	225mm Silt Trap Lid 6mm thick Stainless Steel O/D 273.5mm
	LS22510	225mm Silt Trap Lid Spacer Galv O/D 273.5mm
	NBS225100	225mm x 100mm Silt Trap PVC with Increment & Lid - No Bucket
	NBS225150	225mm x 150mm Silt Trap PVC complete with Increment & Lid - No Bucket
	NLBS225100	225mm x 100mm Silt Trap PVC with Increment No Lid - No Bucket
	NLBS225150	225mm x 150mm Silt Trap PVC with Increment No Lid - No Bucket
	NT50	Neutraliser Tank 50 Litre PVC Item measures 500mm x 400mm x 450mm







*Note: For all Expansion and Swivel Joints: FF = Female socket to Female socket FM = Female socket to Male pipe size MF = Male pipe size to Female socket MM = Male pipe size to Male pipe size

Product Photo	Product Code	Product Description
	PF80F	80mm Puddle Flange Female PVC Fits over 80mm DWV Pipe. Grate not included
	PF80M	80mm Puddle Flange Male PVC Fits inside 80mm DWV Pipe. Grate not included
	PLTRAP-Lid	Lid to suit Plaster Trap PVC
	PLTRAPBO	Plaster Trap (under sink) with 50mm bottom outlet PVC. Capacity 24.5 Litre
	PLTRAPSO	Plaster Trap (under sink) with 50mm side outlet PVC. Capacity 25.5 Litre
	PP150205	150mm x 205mm DWV Pipe Piece with Socket End PVC
	PP150250	150mm x 250mm DWV Pipe Piece with Socket End PVC
	S150100	150mm x 100mm Silt Trap complete with Increment, Stainless Steel Lid & PVC Bucket with 5mm holes
	S150400	150mm x 400mm Silt Trap Increment PVC
	S160110HDPE	160mm x 110mm HDPE Silt Trap complete with Stainless Steel Lid & Bucket with 1.5mm holes
	S225100	225mm x 100mm Silt Trap complete with Increment, Galv Lid & PVC Bucket with 5mm holes
	S225100SSB	225mm x 100mm Silt Trap complete with PVC Increment, Galv Lid & Stainless Steel Bucket with 1.5mm holes










*Note: For all Expansion and Swivel Joints: FF = Female socket to Female socket FM = Female socket to Male pipe size MF = Male pipe size to Female socket MM = Male pipe size to Male pipe size

Product Photo	Product Code	Product Description
	S225100SSLB	225mm x 100mm Silt Trap complete with PVC Increment, Stainless Steel Lid & Bucket with 1.5mm holes
	S225150	225mm x 150mm Silt Trap complete with Increment, Galv Lid & PVC 5mm hole bucket
	S225150SSB	225mm x 150mm Silt Trap Complete with PVC Increment, Galv Lid & Stainless Steel Bucket with 1.5mm holes
	S225150SSLB	225mm x 150mm Silt Trap Complete with PVC Increment, Stainless Steel Lid & Bucket with 1.5mm holes
	S225475	225mm x 475mm Silt Trap Increment PVC
	S225475i	Inlets added to 225mm Silt Trap Increment. Made to order as per customer's requirements per inlet
	S250110HDPE	250mm x 110mm HDPE Silt Trap complete with Stainless Steel Lid & Bucket with 1.5mm holes
	SB1500120	1500mm x 120mm Plastic Coated Steel Support Bracket to suspend drain under foundation. 6mm steel rod encased in PVC tubing
	SB1500175	1500mm x 175mm Plastic Coated Steel Support Bracket to suspend drain under foundation. 6mm steel rod encased in PVC tubing
	SB150075	1500mm x 75mm Plastic Coated Steel Support Bracket to suspend drain under foundation. 6mm steel rod encased in PVC tubing
	SB750120	750mm x 120mm Plastic Coated Steel Support Bracket to suspend drain under foundation. 6mm steel rod encased in PVC tubing
	SB750175	750mm x 175mm Plastic Coated Steel Support Bracket to suspend drain under foundation. 6mm steel rod encased in PVC tubing
	SB75075	750mm x 75mm Plastic Coated Steel Support Bracket, to suspend drain under foundation. 6mm steel rod encased in PVC tubing

*Note: For all Expansion and Swivel Joints: FF = Female socket to Female socket FM = Female socket to Male pipe size MF = Male pipe size to Female socket MM = Male pipe size to Male pipe size

Product Photo	Product Code	Product Description
	SJ/EXTEJ100	100mm DWV F&F Swivel/Extended Expansion Joint PVC. Allows +/- 15° rotation one end and length of movement made to order as per customer's requirements up to 500mm
	SJ4/EXTEJ100	100mm DWV F&M 4 Swivel/Extended Expansion Joint PVC. Allows +/- 30° rotation either end and length of movement made to order as per customer's requirements up to 500mm
	SJ10015	100mm DWV F&M Swivel Expansion Joint PVC. Allows +/- 15° rotation & 50mm expansion. Fitting measures approximately 325mm open 275mm closed
	SJ100BendCombo	100mm x 90° DWV F&F Swivel Expansion Bend Combo PVC. Allows +/- 15° rotation & 100mm expansion. Fitting measures approximately 570mm open 470mm closed
	SJ100ExpComboFF	100mm DWV F&F Swivel Expansion Combo Joint PVC. Allows +/- 15° rotation. Allows approximately 100mm movement. Fitting measures 425mm open 325mm closed
	SJ100ExpComboFM	100mm DWV F&M Swivel Expansion Combo Joint PVC. Allows +/- 15° rotation & approximately 100mm movement. Fitting measures approximately 425mm open 325mm closed

*Note: For all Expansion and Swivel Joints: FF = Female socket to Female socket FM = Female socket to Male pipe size MF = Male pipe size to Female socket MM = Male pipe size to Male pipe size

Product Photo	Product Code	Product Description
	SJ15015	150mm DWV M&F Swivel Expansion Joint PVC. Allows +/- 15° rotation & 60mm expansion. Fitting measures approximately 435mm open 375mm closed
	SJ15015FF	150mm DWV F&F Swivel Expansion Joint PVC Allows +/- 15° rotation & 60mm expansion Measures 430mm open 370mm closed
	SJ15015FFSCRR	150mm DWV F&F Swivel Expansion Joint PVC. Solvent Cement Joint one end Rubber Ring Joint other end. Allows +/- 15° rotation & 60mm expansion Measures 435mm open 375mm closed
	SJ22520	225mm DWV F&M Swivel Expansion Joint PVC Allows +/- 20° rotation & 130mm expansion Measures approx. 650mm open & 520mm closed
	ST10090	100mm x 90mm M&F Stormwater Reducer PVC (Pipe to pipe)
	ST240SQ810090	240mm Square x 8mm Thick Stormwater Flange x 100mm DWV pipe x 90° PVC
	ST290SQ815090	290mm Square x 8mm Thick Stormwater Flange x 150mm DWV Pipe x 90° PVC
	ST7590	Fine Fit Adaptor. 75mm Galv/90mm PVC Stormwater Downpipe Adaptor. No crimping of Galv Downpipe necessary
	ST9090	90mm M&F Stormwater Expanda Joint PVC. Allows approximately 90mm movement. Fitting measures 290mm open 200mm closed
	STSJ10010090	Stormwater Saddle Junction 100mm x 100mm x 90° PVC Pipe
	STSJ15010090	Stormwater Saddle Junction 150mm x 100mm x 90° PVC Pipe
	STSJ22510090	Stormwater Saddle Junction 225mm x 100mm x 90° PVC Pipe
	STSJ22515045	Stormwater Saddle Junction 225mm x 150mm x 45° PVC Pipe
	STSJ22515090	Stormwater Saddle Junction 225mm x 150mm x 90° PVC Pipe
	WM65100	65mm DWV M&F Fabricated Expansion Coupling PVC
	WM80150	80mm DWV F&F Fabricated Expansion Coupling PVC

*Note: For all Expansion and Swivel Joints: FF = Female socket to Female socket FM = Female socket to Male pipe size MF = Male pipe size to Female socket MM = Male pipe size to Male pipe size

PLASTIC FABRICATIONS MADE TO YOUR SPECIFICATIONS

IF YOU REQUIRE A SPECIALISED STORMWATER OR SEWER FITTING, OR AN ITEM MADE OUT OF FLAT PVC SHEET, CONTACT US OR SEND US A SKETCH WITH DIMENSIONS & WE WILL ADVISE ON AVAILABILITY AND PRICE.

ON RECEIVING A CONFIRMED ORDER, WE WILL PROVIDE YOU WITH A CONFIRMED DELIVERY DATE. IN MOST INSTANCES THIS WOULD BE TWO FULL WORKING DAYS FROM RECEIPT OF ORDER PLUS FREIGHT TIME.



**ALL PRODUCTS ARE ALPHABETICALLY CODED.
PLEASE ASSIST US BY USING CODE NUMBERS**

Ph: 08 8374 3277 • Fax: 08 8374 3279
Email: info@stormplastics.com.au • Website www.stormplastics.com.au